

LIQUID LINE FILTER DRIER DMHSG SERIES (WITH SIGHT GLASS)

IMAGES & DRAWINGS



File No. SA33181



Filter Drier with SAE connection & Sight Glass

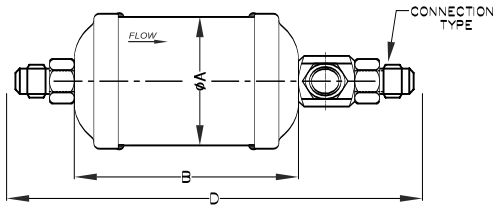


Filter Drier with ODF connection & Sight Glass

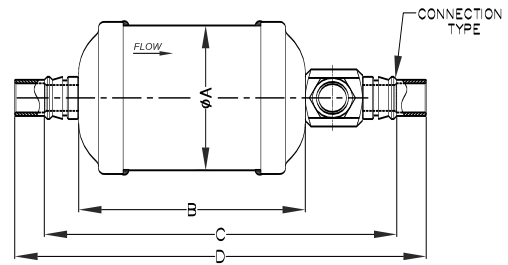


Internal View

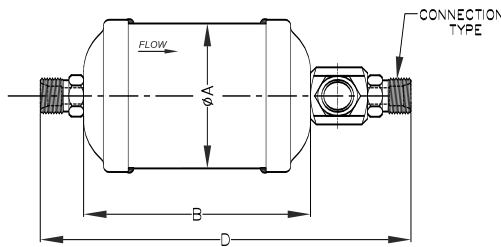
DIMENSIONAL DATA



DRAWING - 1



DRAWING - 2



DRAWING - 3

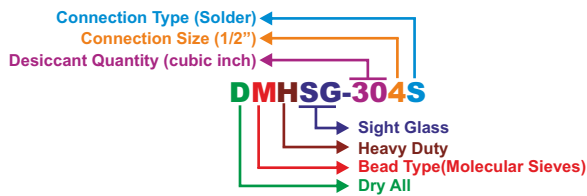
LIQUID LINE FILTER DRIER DMHSG SERIES (WITH SIGHT GLASS)



MODEL AVAILABLE

Sr No.	Model	Connection Type	Outer Dia ϕ A		Body Length B		Stopper To Stopper Length C		Overall Length D		Refer Drawing No.
			mm	inch	mm	inch	mm	inch	mm	inch	
1	DMHSG-052F	1/4" SAE	Ø63.5	Ø2.5	78	3.07	--	--	162	6.37	DRAWING - 1
2	DMHSG-052S*	1/4" ODF					146	5.75	166	6.54	DRAWING - 2
3	DMHSG-053F	3/8" SAE					--	--	170	6.69	DRAWING - 1
4	DMHSG-053S*	3/8" ODF					146	5.75	166	6.54	DRAWING - 2
5	DMHSG-082F	1/4" SAE					--	--	183	7.21	DRAWING - 1
6	DMHSG-082S*	1/4" ODF			167	6.57	187	7.36	DRAWING - 2		
7	DMHSG-083F	3/8" SAE			--	--	191	7.52	DRAWING - 1		
8	DMHSG-083S*	3/8" ODF			167	6.57	187	7.36	DRAWING - 2		
9	DMHSG-084F	1/2" SAE			--	--	197	7.76	DRAWING - 1		
10	DMHSG-084S*	1/2" ODF			167	6.57	193	7.60	DRAWING - 2		
11	DMHSG-163F	3/8" SAE			122	4.80	--	--	214	8.43	DRAWING - 1
12	DMHSG-163S*	3/8" ODF					190	7.48	210	8.26	DRAWING - 2
13	DMHSG-164F	1/2" SAE					--	--	220	8.66	DRAWING - 1
14	DMHSG-164S*	1/2" ODF					190	7.48	216	8.51	DRAWING - 2
15	DMHSG-164-ORN	1/2" O-Ring					--	--	205	8.07	DRAWING - 3
16	DMHSG-165F	5/8" SAE	--	--			228	8.98	DRAWING - 1		
17	DMHSG-165S*	5/8" ODF	190	7.48			220	8.66	DRAWING - 2		
18	DMHSG-303F	3/8" SAE	Ø76.2	Ø3			190	7.48	--	--	282
19	DMHSG-303S*	3/8" ODF			258	10.16			278	10.95	DRAWING - 2
20	DMHSG-304F	1/2" SAE			--	--			288	11.34	DRAWING - 1
21	DMHSG-304S*	1/2" ODF			258	10.16			284	11.18	DRAWING - 2
22	DMHSG-305F	5/8" SAE			--	--			296	11.66	DRAWING - 1
23	DMHSG-305S*	5/8" ODF			258	10.16			288	11.34	DRAWING - 2
24	DMHSG-306F	3/4" SAE			--	--			302	12.13	DRAWING - 1
25	DMHSG-306S*	3/4" ODF			258	10.16			296	11.66	DRAWING - 2
26	DMHSG-307S*	7/8" ODF			260	10.24			304	11.97	DRAWING - 2
27	DMHSG-309S*	1-1/8" ODF			260	10.24			314	12.36	DRAWING - 2
28	DMHSG-414F	1/2" SAE	Ø88.9	Ø4	196	7.80	--	--	296	11.66	DRAWING - 1
29	DMHSG-414S*	1/2" ODF					266	10.47	292	11.49	DRAWING - 2
30	DMHSG-415F	5/8" SAE					--	--	304	11.97	DRAWING - 1
31	DMHSG-415S*	5/8" ODF					266	10.47	296	11.66	DRAWING - 2
32	DMHSG-417S*	7/8" ODF					268	10.56	312	12.28	DRAWING - 2
33	DMHSG-419S*	1-1/8" ODF					268	10.56	322	12.67	DRAWING - 2

- 1) Internal Assembly - Bead Type
- 2) Maximum Working Pressure - 45 bar (653 psig)
- 3) SAE, ORFS & 'O'Ring Type Connection are in Steel, Nickel Plated
- 4) All ODF Type Connection is in Steel & Nickel Plate
- 5) *Mark Connection Steel Plated



LIQUID LINE FILTER DRIER DMHSG SERIES (WITH SIGHT GLASS)

SELECTION RECOMMENDATION



Model	Connections Type	Flow Capacity Ton @ 1psiΔP (for kw multiply Ton by 3.5)				Water Capacity drops of water									
		R-134a	R-22 & R-410A	R-407C	R-404A & R-507	R-134a		R-22		R-407C		R-410A		R-404A & R-507	
						75 °F	125 °F	75 °F	125 °F	75 °F	125 °F	75 °F	125 °F	75 °F	125 °F
DMHSG - 052F	1/4" SAE	2.5	2.4	2.5	1.8	121	110	116	99	100	80	66	61	123	110
DMHSG - 052S	1/4" ODF	3.5	3.6	3.5	2.5										
DMHSG - 053F	3/8" SAE	3.5	3.8	3.8	2.5										
DMHSG - 053S	3/8" ODF	4.6	4.8	4.8	3.5										
DMHSG - 082F	1/4" SAE	2.4	2.6	2.5	1.9	265	245	250	225	205	165	170	130	275	260
DMHSG - 082S	1/4" ODF	3	3.5	3.5	2.5										
DMHSG - 083F	3/8" SAE	4	4.5	4.5	3										
DMHSG - 083S	3/8" ODF	4.5	4.9	4.9	3.5										
DMHSG - 084F	1/2" SAE	6.7	7.5	7	5	384	348	375	320	312	246	212	194	359	348
DMHSG - 084S	1/2" ODF	7.1	7.7	7.5	5										
DMHSG - 163F	3/8" SAE	4	4.2	4.2	3										
DMHSG - 163S	3/8" ODF	4.5	4.8	4.7	3.2										
DMHSG - 164F	1/2" SAE	8.5	9.5	9.2	6.2	681	628	668	572	562	446	528	364	646	625
DMHSG - 164S	1/2" ODF	8.5	9.5	9	6.2										
DMHSG - 164-ORN	1/2" O - Ring	8.5	9.2	9	6.2										
DMHSG - 165F	5/8" SAE	9.7	10.5	10.3	7										
DMHSG - 165S	5/8" ODF	10.1	10.9	10.7	7.3	962	877	934	797	784	623	733	477	897	872
DMHSG - 303F	3/8" SAE	4.5	4.8	4.6	3.5										
DMHSG - 303S	3/8" ODF	6.4	6.8	6.7	4.8										
DMHSG - 304F	1/2" SAE	8.5	9	8.6	6										
DMHSG - 304S	1/2" ODF	10.5	10.9	10.6	7.5	962	877	934	797	784	623	733	477	897	872
DMHSG - 305F	5/8" SAE	10.8	11.8	11.3	7.9										
DMHSG - 305S	5/8" ODF	10.8	11.8	11.3	7.9										
DMHSG - 306F	3/4" SAE	15	16.5	15.7	7.9										
DMHSG - 306S	3/4" ODF	15	16.5	15.7	10.9	962	877	934	797	784	623	733	477	897	872
DMHSG - 307S	7/8" ODF	16.9	18.5	17.9	12.5										
DMHSG - 309S	1-1/8" ODF	19.9	21.5	20.8	14.5										
DMHSG - 414F	1/2" SAE	10.5	11.5	11.5	7.6										
DMHSG - 414S	1/2" ODF	10.9	11.8	11.8	7.9	962	877	934	797	784	623	733	477	897	872
DMHSG - 415F	5/8" SAE	12.5	13.5	12.6	8.8										
DMHSG - 415S	5/8" ODF	12.2	13.6	13	8.8										
DMHSG - 417S	7/8" ODF	20.5	22.5	21.8	14.9										
DMHSG - 419S	1-1/8" ODF	27.8	30.5	29.8	20.5										

All ratings are in accordance with ANSI/AHRI Standard 710-2009

1. Water Capacities are based on following standard rating conditions :

Water in refrigerant at EPD for :

R-134a/R-407C/R-410A/R-404A/R-507A is 50 ppm,

R-22 is 60 ppm.

2. Flow Capacities are based on following standard rating conditions :

Flow Rate per Ton of Refrigeration at 86°F Liquid & 5.0°F Saturated Vapor for :

R-134a is 3.1 lb/min/ton,

R-407C is 3.0 lb/min/ton,

R-410A is 2.8 lb/min/ton,

R-404A is 4.1 lb/min/ton,

R-507A is 4.2 lb/min/ton,

R-22 is 3.0 lb/min/ton.